



Edition: 12/2020

Instructions for personal use

Made in Germany/Saxony

Nora F

What is the mask to be used for?

- The mask is suitable for protection against harmful water- and oil-based aerosols and particles.
- Total leakage for the mask is below 8 %, and 94 % of harmful substances are filtered out of the air (in accordance with EN 149).

Where should the mask not be used?

- Wearing the mask gives no protection against gases or lack of oxygen.
- The mask must not be used if a concentration of hazardous substances is unknown or life threatening.
- The mask does not protect against carcinogens, radioactive particles or biological agents in risk group 3.

When should the mask not be used?

- If the mask or the packaging is damaged.
- If the expiry date (see packaging) is past.
- "NR" marking: mask is not reusable. Dispose of the mask after one use (e.g. after a shift).

Additional information

- Used masks are to be disposed of in accordance with local legislation.
- Masks cannot be exchanged.

How must the mask be transported and stored?

- The mask should be transported and stored in a temperature range from -20 to 50 °C and at a maximum relative air humidity of 80 %.
- The mask should be transported and stored in its original packaging and away from direct sunlight until use.
- During transport and storage, make sure that the mask and packaging are not damaged.

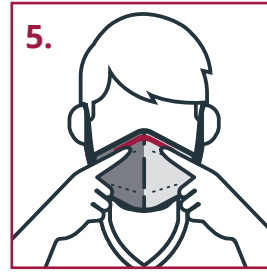
What must be observed when using the mask?

- The wearer is to be well informed about its use.
- The effectiveness of the mask may be jeopardised if not properly used (if it does not fit properly, for example).
- The seal of the mask may not be guaranteed if there is facial hair under the sealing line.
- The mask may only be used in rooms with an adequate oxygen content (> 19 %).
- Leave the area/room immediately if you have difficulty breathing, feel dizzy or detect other symptoms.
- The mask must not be used in explosive atmospheres.

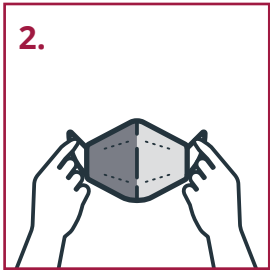
How should the mask be put on correctly?



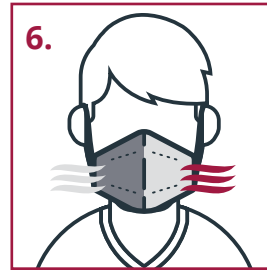
1. Thoroughly clean your hands before putting it on.



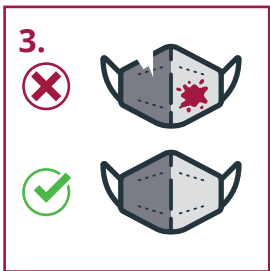
5. Place the mask over your nose, mouth and cheeks.
The mask should fit snugly so that as little/no air as possible could pass the sides.




2. Only touch the mask by the ear bands to put it on.
Be careful not to contaminate the inside of the mask.



6. When you use the mask for the first time, check whether enough air passes through the mask so that normal breathing is hampered as little as possible.



3. Check the mask for damage.
Do not put on a damaged or contaminated mask! The filter properties can be affected.



7. After use, dispose of the mask according to the local legislation.



4. Pull the mask's ear bands over your ears.

Norafin ®

Norafin Technologies GmbH

Gewerbegebiet Nord 8

09456 Mildenau

www.norafin.com