



Edition: 08.09.20

Instructions for personal use

Number: Nora LIGHT-003

Mouth and Nose Mask Nora LIGHT

What is the mask to be used for?

- The mask is suitable for daily use.
- Using the mask can reduce the risk of infection for your counterpart. No guarantee is given for this.

Where should the mask not be used?

- Wearing the mask does not protect against respiratory tract infections.
- The mask is not a medical device (e.g. surgical mask), nor is it personal protective equipment (e.g. fine dust mask).
- The mask is not intended for commercial use.
- The product does not comply with any FFP standard and is not certified.

When should the mask not be used?

- If the mask or the packaging is damaged.

How must the mask be cleaned?

- The mask must be washed at 60 °C after each use.
- The mask can be cleaned 10 times. The mask must then be disposed of according to the local legislation.

Additional information

- The mouth and nose masks cannot be exchanged.

What materials is the mask made of?

- Outer mask layer: 100 % PET
- Inner mask layer: 100 % fine fiber (PET/PA)
- Ear bands: Polyester/Spandex
- Nose band: metal bracket with plastic coating

How must the mask be transported and stored?

- The mask should be transported and stored in a temperature range from -20 to 50 °C and at a maximum relative air humidity of 80 %.
- The mask should be transported and stored in its original packaging and away from direct sunlight until use.
- During transport and storage, make sure that the mask and packaging are not damaged.

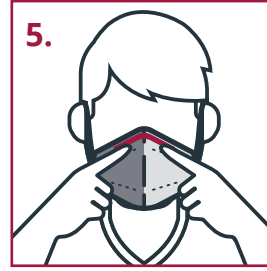
What must be observed when using the mask?

- It is imperative that a soaked mask be removed and replaced or cleaned.
- The outside of the used mask is potentially infectious and should not be touched with hands.
- After removing the mask, hands should be thoroughly cleaned.
- The mask should be stored in an airtight bag after removal or washed immediately. It should only be stored for a short period of time to prevent mold growth.

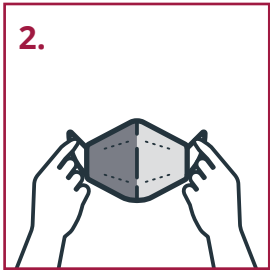
How should the mask be put on correctly?



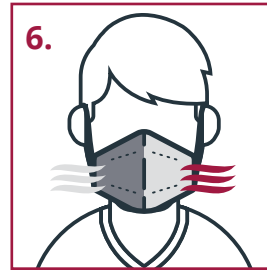
1. Thoroughly clean your hands before putting it on.



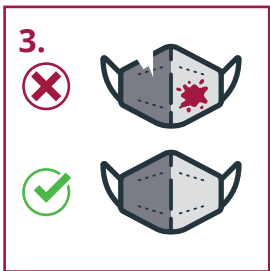
5. Place the mask over your nose, mouth and cheeks.
The mask should fit snugly so that as little/no air as possible could pass the sides.




2. Only touch the mask by the ear bands to put it on.
Be careful not to contaminate the inside of the mask.



6. When you use the mask for the first time, check whether enough air passes through the mask so that normal breathing is hampered as little as possible.



3. Check the mask for damage.
Do not put on a damaged or contaminated mask! The filter properties can be affected.



7. After use, whether clean the mask or dispose of it according to the local legislation.



4. Pull the mask's ear bands over your ears.

Norafin ®

Norafin Technologies GmbH

Gewerbegebiet Nord 8

09456 Mildenau

www.norafin.com